



Our **Stainless Steel** Furniture Range

Stainless steel furniture is the hallmark of pristine surgical suites, and has raised the bar for what we expect to see in a safe, sanitary and sterile medical environment.



Fit out your healthcare facility

Stainless steel furniture is just as vital to a care home or hospital sluice room as the bedpan washers or pulp macerators you use to dispose of human waste.

Slop hoppers, sinks, janitorial units and hand basins are all necessary requirements for efficient and sanitary operations.

Most nursing home residents and hospital patients require a high level of personal care, which will often involve the use of bedpans, urinals, incontinence pads and commode pots. Due to the communal nature of healthcare facilities the cross contamination risk is high; so it's crucial your sluice room is equipped to quickly dispose of these items and be kept highly sanitary. By equipping your sluice room with stainless steel fixtures and fittings, you can take care of infection control from the ground up.

All surfaces in a sluice room must be able to be thoroughly cleaned; or they could harbour bacteria and become the breeding ground for dangerous pathogens.

The smooth surfaces and clean welds on stainless steel furniture mean that microbes can find no place to hide; there are seldom any crevices where germs can become trapped and difficult to remove.

Similarly, stainless steel is corrosion-resistant, allowing for strong cleaning agents to be used without degrading the metal.

DDC supplies a wide range of high-quality stainless steel equipment for care home and hospital sluice rooms. These come in standard sizes and in 304 grade stainless steel, but can be tailored to individual needs and where appropriate are HTM64 compliant.

To special order we can supply products manufactured in 316 grade stainless steel.



Slop Hoppers

Standard Fittings

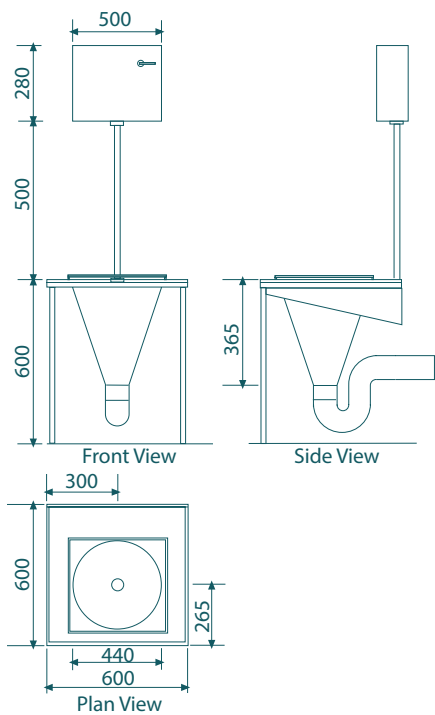
Slop hoppers are designed for the safe disposal of solid & liquid human waste, using a flushing cistern. Various design options are available including a unit incorporating a general purpose wash sink. All slop hoppers incorporate a pressed top with anti-drip edges and include an earthing terminal.

Special Order Options

Duct mounted plastic cistern & stainless steel P or S trap.
Can be manufactured to HTM64 standards.



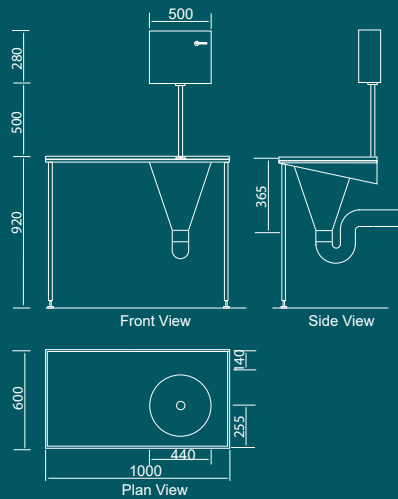
Single Slop Hopper



Order Code	
HYG00002-POL	
Description	
Single slop hopper with bucket grid, cistern and plastic P trap	
Contents	Qty
Single slop hopper – top entry	1
Cantilever wall bracket	2
Front leg supports (pair)	1
Polypropylene P trap 110mm	1
S/Steel Flushing cistern 9 litre	1
S/Steel connection pipe	1
Waste Strainer	1

Single Slop Hopper with Drainer

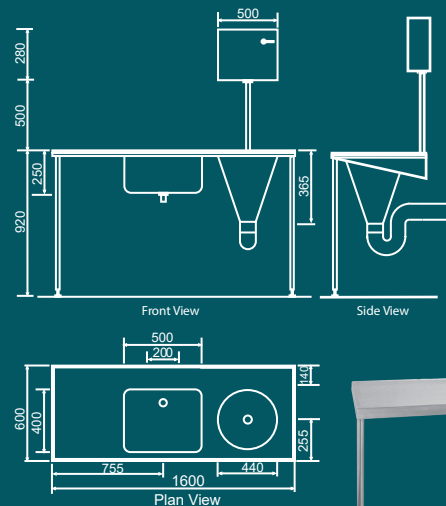
Combining a hopper with a useful multi-purpose work surface. Available in left and right hand version. Standard length 1000mm but other lengths available to special order.



Order Code	
HYG00030-POL-LH HYG00030-POL-RH	
Description	
Slop hopper with cistern & plastic P trap. State left or right hand drainer	
Contents	Qty
Single slop hopper – top entry	1
Cantilever wall bracket	2
Front leg supports (pair)	1
Polypropylene P trap 110mm	1
S/Steel Flushing cistern 9 litre	1
S/Steel connection pipe	1
Waste Strainer	1

Combined Slop Hopper with Drainer

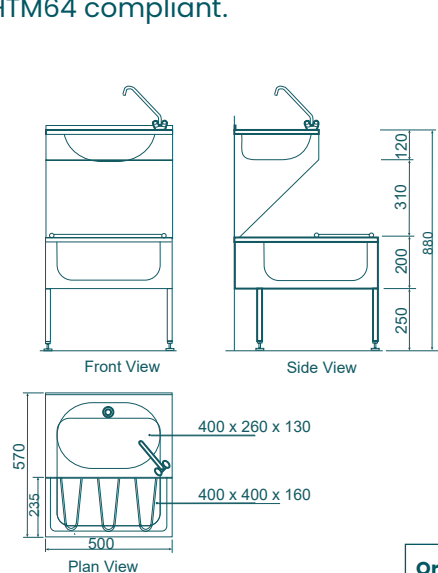
Offering the additional flexibility of a deep sink measuring 500mm x 400mm x 250mm. Supplied with chrome-plated lever mixer tap with swivel spout. Available in left and right hand version. Standard length 1600mm, but other lengths available to special order.



Order Code	
HYG00005-POL-LH HYG00006-POL-RH	
Description	
Slop hopper with cistern & plastic P trap State left or right hand drainer	
Contents	Qty
Single slop hopper – top entry	1
Cantilever wall bracket	2
Front leg supports (pair)	1
Polypropylene P trap 110mm	1
S/Steel Flushing cistern 9 litre	1
S/Steel connection pipe	1
Waste Strainer	1
Mixer level tap	1
Sink waste with overflow	1

Janitorial Unit

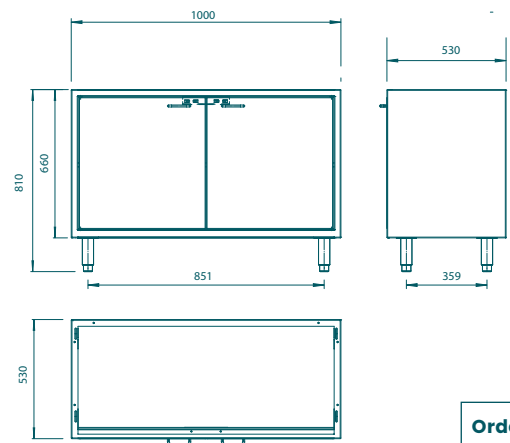
A free standing combination of washbasin and bucket sink. Supplied with a monoblock mixer tap for the washbasin and hinged grid over the bucket sink. Not HTM64 compliant.



Order Code	Description	Qty
HYG00012	Janitorial Unit with Monoblock Mixer	1

1000mm Sinktop with Cabinet

Double door cabinet with pressed bowl sink 432mm x 356mm x 182mm deep and drainer incorporating anti-drip edges. Including a lever mixer tap with swivel spout & waste with overflow, single mid-height shelf and door locks. Available with left or right hand drainer.

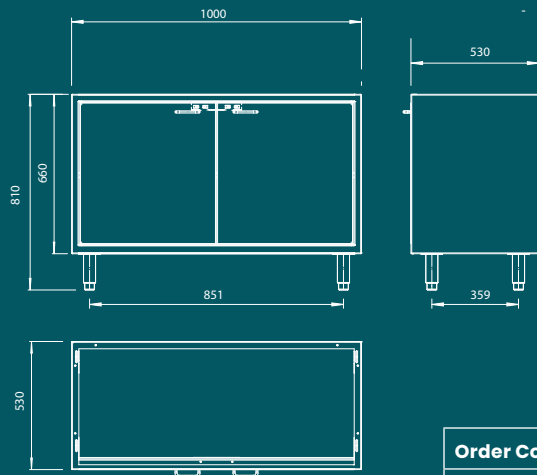


Left Hand Shown

Order Code	Description	Qty
HYG00007-LH	Sinktop with Cabinet LH drainer	1
HYG00008-RH	Sinktop with Cabinet RH drainer	1

1000mm Storage Cabinet

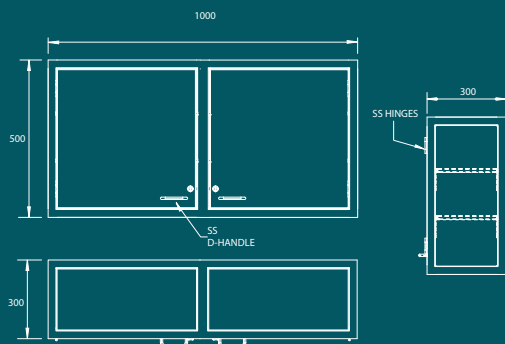
Double door cabinet with full length work surface. Including mid-height shelf and door locks.



Order Code	Description	Qty
HYGI000FLATCOMBI	1000mm Storage Cabinet	1

Wall Cabinet

Designed to match the floor standing storage cabinet. Comes complete with 2 adjustable shelves and can be supplied as a single (500mm wide) or double (1000mm wide) cabinet option.



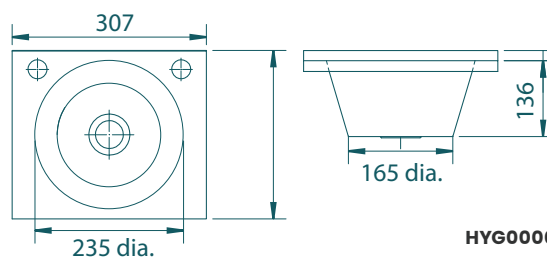
Order Code	Description	Qty
HYGWUHDTF500	Single wall cabinet	1
HYGWUHDTF1000	Double wall cabinet	1

Wash Hand Basins

A range of hand wash basins, supplied with lever taps and waste.



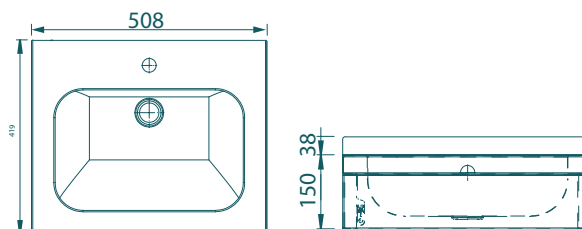
Hand Rinse Basin



HYG00009



Wall Mounted Basin



HYG00010

Order Code	Description	Qty
HYG00009	Small hand wash basin with 235mm diameter bowl, with lever taps.	1
HYG00010	Rectangular satin finish hand wash basin with 406mm x 260mm bowl, with lever taps.	1

Shelves

Stainless steel shelves are available in a variety of sizes



Order Code	Description	Qty
HYGSHELF-SPECIAL	Stainless Steel Shelf 1000mm x 300mm	1
HYGSHELF800	Stainless Steel Shelf 800mm x 300mm	1
HYGSHELF500	Stainless Steel Shelf 500mm x 300mm	1

DDC



Scan to find out
more about our
stainless steel
range



Certificate Number 1181
9001/14001

